

A New RUDY VALLEE favorite

M6782
1514

CONFESSION'

THAT I LOVE YOU

LYRICS BY
AL. J. NEIBURG

Song

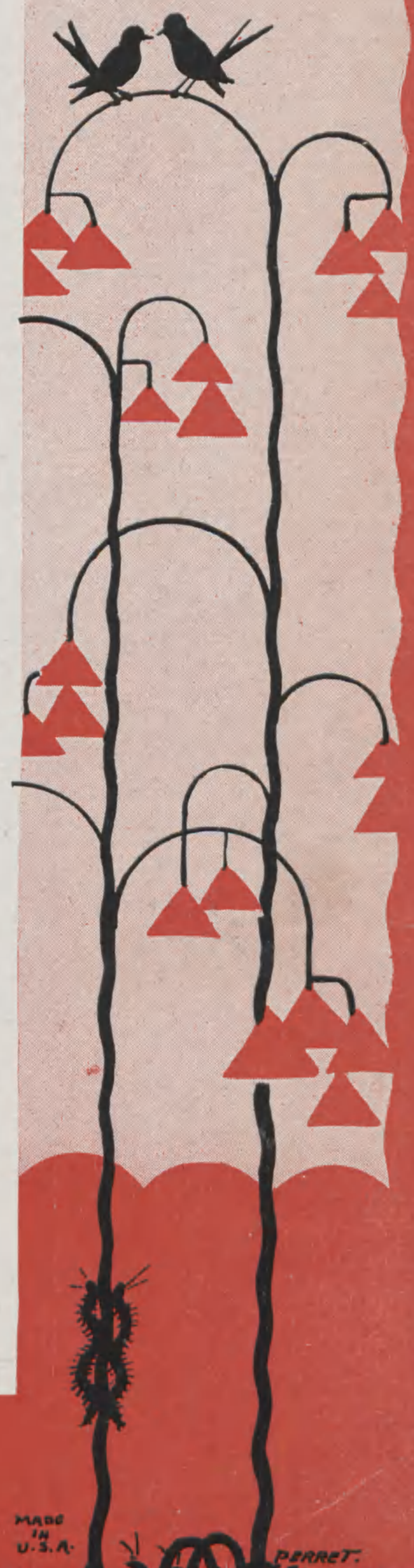
The Dayton Company
Music Department
Cincinnati

MUSIC BY
DOC DAUGHERTY
AND
ELLIS REYNOLDS



Successfully Featured by
RUDY VALLEE


WITH UKULELE
ACCOMPANIMENT



MADE
IN
U.S.A.
PERRET

MADE IN
USA

Irving Berlin, Inc.
MUSIC PUBLISHERS
1607 Broadway New York



A New Rudy Vallee Favorite

Confessin'

That I Love You

Lyrics by
AL. J. NEIBURG

* Tune Ukulele
or Banjulele Banjo
A D F# B

Music by
**DOC DAUGHERTY &
ELLIS REYNOLDS**

Moderato
Not fast

Musical notation for the piano introduction, consisting of two staves (treble and bass clef) in G major. The tempo is marked 'Moderato' and 'Not fast'. The music begins with a forte dynamic (f) and features a series of chords and melodic lines.

* Letters over diagrams are names of chords and are adaptable to Banjo or Guitar in original key

Musical notation for the piano accompaniment, consisting of two staves (treble and bass clef) in G major. It includes various musical notations such as slurs, accents, and dynamic markings.

Musical notation for the vocal line, consisting of a single staff in G major. It includes chord diagrams for G, C, D7, and Gdim, and is marked with a piano dynamic (p) and the instruction 'VOICE'.

How I long to tell you that I love you Love finds a
Ev - 'ry lov - er longs to hear this sto - ry "I love you

Musical notation for the piano accompaniment, consisting of two staves (treble and bass clef) in G major. It includes various musical notations such as slurs and dynamic markings.

Ukulele Arr. by
MAY SINGHI BREEN

Copyright 1930 by General Music Publications

Copyright assigned 1930 to IRVING BERLIN Inc., 1607 Broadway N. Y. C.

International Copyright Secured

All Rights Reserved

Am D7 G D7

way dear" So po - ets say
My love's sin - cere


G C D7 G F#7 A7

Ev - 'ry dream I dream is on - ly of you Come cud - dle
Tell me what the fu - ture will hold for me When will I

D A7 D7

near and lis - ten, dear.
hear you an - swer dear.

CHORUS



I'm CONFESSIN' that I love you Tell me do you love me too.

mf-f

I'm CONFESSIN' that I need you honest I do, Need you ev'ry mo-ment

In your eyes I read such strange things But your lips de-ny they're true

Will your an-swer real-ly change things mak-ing me blue

G7 C

I'm a-fraid some day you'll leave me Say-ing "Can't we still be friends"

A7 Am D7

If you go you know you'll grieve me All in life on you de-pends.

G Daug Bm G E7 A7

Am I guess-in' that you love me Dreaming dreams of you in vain I'm CONFESSIN' that I

D7 G Am D7 G D7 G

love you o-ver a-gain. gain.



RUDY VALLÉE'S SENSATIONAL WALTZ BALLAD OLD NEW ENGLAND MOON

Words & Music by
DAVE VANCE &
GEORGE P. HOWARD

Chorus

Old New Eng - land moon I'm pin - ing
pin - ing for a sight of you
How I long to see you shin - ing

The musical score consists of three systems. Each system has a vocal line (treble clef) and a piano accompaniment (grand staff). The key signature is one flat (B-flat) and the time signature is 3/4. The first system starts with a repeat sign and a first ending bracket. The piano part includes a *p-f* dynamic marking. The second system continues the vocal line with a long note on 'you'. The third system ends with a double bar line and repeat signs.

Copyright 1930 by IRVING BERLIN Inc., 1607 Broadway N. Y. C.
International Copyright Secured Made in U.S.A. All Rights Reserved

COPIES ON SALE WHEREVER MUSIC IS SOLD
This Number can also be had for your Phonograph and Player Piano